

## Building a Stronger BCCC

An 18-year-old determined to start an affordable college journey. A 30-something mom who needs new skills to move into a job with a real career track. An immigrant seeking English training to build a new life in America. And a Baltimore employer looking for workers equipped to meet growing demand.

Baltimore City Community College proudly serves them all – creating opportunities for residents and helping fuel the region's economic growth. We train, educate and support people of all ages from Baltimore and around the world, giving them tools they need to build better lives.

Building on its 70-year legacy, BCCC has spent the past year rethinking and strengthening operations, rededicating resources to focus on our most important strategic goals. That includes embracing and implementing a range of state mandates that are making us a better college.

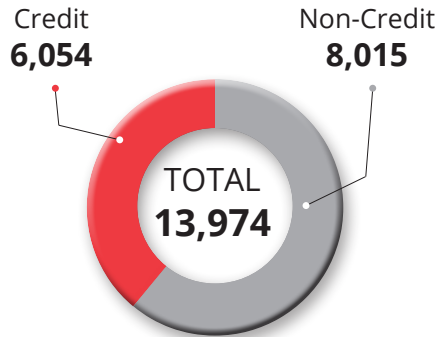
In a key step, we have made workforce development training a top educational priority as we strive to meet the needs of Baltimore businesses. We are building and expanding partnerships with the business community and the workforce development field. And BCCC continues to offer high-quality academic preparation leading to two-year associate degrees and certificates in high-demand career areas.

We are taking steps throughout the institution to focus the administration, faculty, and staff on providing a high-quality, relevant education linked to the needs of employers and students. This is fueling a new reality at the College – one where BCCC stays competitive by reviewing established targets and assessing progress towards meeting those targets.

**BCCC.EDU | 410-462-8300**

### STUDENTS SERVED

- Fiscal Year 2018 -

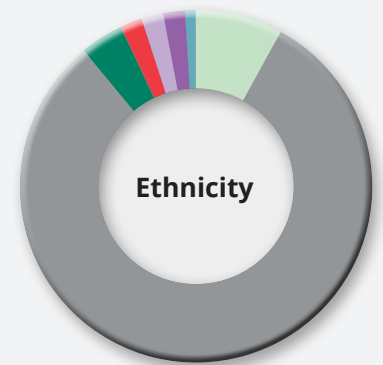


**19%** of recent Baltimore City public high school graduates attend Baltimore City Community College

**16%** of all Baltimore City undergraduates attend Baltimore City Community College

### STUDENT ETHNICITY

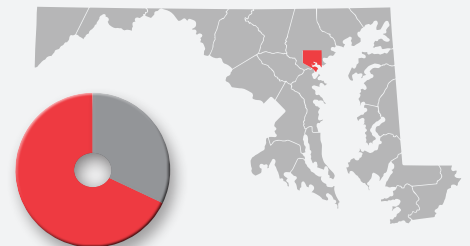
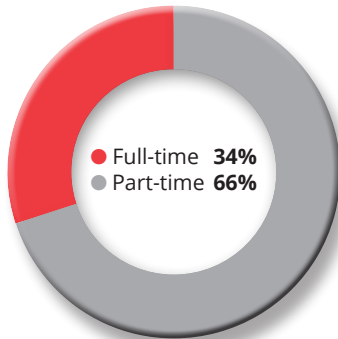
- Fall 2018 -



### TOTAL CREDIT STUDENTS

**4,523**

- Fall 2018 only -



**68%** CREDIT STUDENTS ARE FROM **BALTIMORE CITY**

**23%** CREDIT STUDENTS ARE MARYLAND RESIDENTS (outside Baltimore City)



Nearly **90**  
COUNTRIES  
Represented by  
BCCC student body

Average  
STUDENT AGE **28.5**

## FINANCIAL AID

- Fiscal Year 2018 -

**38%**

of Credit Students Receive Pell Grants

**47%**

of Credit Students Receive Scholarships and/or Need-based Aid

**172**

STUDENTS DUALY ENROLLED

from any high school taking any course at BCCC\*

- \*Fall 2018 -

## DEGREES & CERTIFICATES

- Fiscal Year 2018 -

Career* Degrees Awarded	226
Transfer* Degrees Awarded	217
Certificates Awarded	213
<b>Total Awards</b>	<b>656</b>

\* Based on program designation by the Maryland Higher Education Commission

68% of BCCC's FY 2015 career and technical education concentrator program graduates were placed or retained in employment, or placed in military service or apprenticeship programs within six months of graduating from their program.

BCCC's Dental Hygiene graduates have achieved a 100% pass rate on the National Writing Board licensure exam for four consecutive years (FY 2014 - FY 2018).

FY 2018 marked the highest number of awards since FY 1984: 656 degrees and certificates were awarded to 586 graduates.

## ACCREDITATION

Baltimore City Community College is regionally accredited by the Middle States Commission on Higher Education, 3624 Market Street, Philadelphia, PA 19104, 267-284-5000. The Middle States Commission on Higher Education is an institutional accrediting agency recognized by the U.S. Secretary of Education and the Council for Higher Education Accreditation.

## FACULTY & STAFF



**137**  
PART-TIME  
CREDIT FACULTY\*  
- November 2017 -

**104**  
FULL-TIME  
CREDIT FACULTY\*  
- November 2017 -

**66**  
PART-TIME  
NON-CREDIT  
INSTRUCTORS\*  
- November 2017 -


**767**  
EMPLOYEES\*  
- November 2017 -

**94%** of Full-Time Faculty have a **Master's Degree** or Higher



## STUDENT-TO-FACULTY RATIO

**19:1**



## NON-CREDIT STUDENT ENROLLMENT - Fiscal Year 2018 -

**3,129** students in English for Speakers of Other Languages (ESOL) courses  
**2,513** students in continuing education basic skills and literacy courses  
**2,020** students in continuing education workforce development courses, including courses that lead to licensure or certification

## TUITION & FEES PER SEMESTER

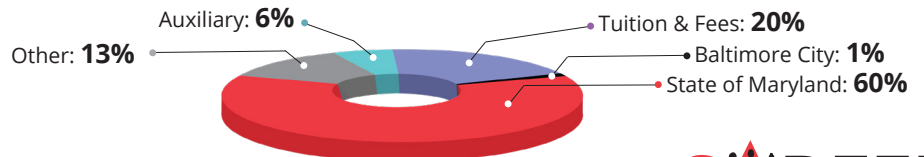
After 12 hours of payment of tuition and fees, in-state and out-of-state students will be allowed up to 6 hours with no additional cost in tuition and fees.

### Tuition:

Maryland Residents	<b>\$110</b> per credit hour
Out-of-State and Foreign Non-Immigrant Residents	<b>\$280</b> per credit hour

## FINANCIAL INFORMATION

### Sources of Funding:



## CAREER PATHWAYS

Career Pathways create clear alignments between BCCC's 37 degree and 18 certificate programs in seven areas:

- Business, Management, Finance, and Professional Services
- Health and Biosciences
- Human Services and Law Enforcement
- Transportation Distribution Logistics
- Information Technology and Cyber Security
- Manufacturing, Construction and Engineering Technologies
- Visual and Performing Arts/ General Studies

